



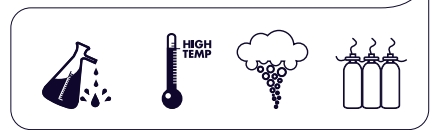
**TUBI CORRUGATI E
CALZATI
IN PTFE - CLW CLWB**

**CONVOLUTED PTFE HOSES
AND TUBES - CLW CLWB**

CLWB Tubi corrugati e calzati in PTFE / Convuluted PTFE hoses



applicazioni:
applications:



TIPO TYPE	DN	Ø INTERNO INSIDE Ø (mm)	Ø ESTERNO OUTSIDE Ø (mm)	PESI WEIGHTS (gr/mt)	RAGGIO MIN. CURV MIN. BEND RADIUS (mm)	ESERCIZIO (20°C) SERVICE (68°F) (bar)	SCOPPIO (20°C) BURST (68°F) (bar)
CLWB	1/4	6,5	11,5	140	20	150	600
CLWB	5/16	8,10	12,3	170	30	145	580
CLWB	3/8	9,7	15,6	230	30	140	560
CLWB	1/2	12,7	18,9	260	40	125	500
CLWB	5/8	16	22,20	325	50	100	400
CLWB	3/4	19,05	26,4	388	80	80	320
CLWB	7/8	22,4	29	490	95	70	280
CLWB	1	25,4	33	540	100	67	270
CLWB	1 - 1/4	32	40,5	860	120	60	240
CLWB	1 - 1/2	38	47	980	140	50	200
CLWB	2	51	61,15	1200	175	40	160

TEMPERATURE

Temperature – 70 + 260° C in funzione alla pressione d'esercizio.
Per cortesia consultare le nostre schede tecniche per elevate temperature e pressione d'esercizio.

RINFORZO

tipo standard: una treccia in acciaio INOX AISI 304

TEMPERATURE

Temperature – 70 + 260° C depending on the working pressure.
Please consult our technical data sheet. At elevated temperatures the working pressure is reduced. Please ask for details.

REINFORCEMENT

STD: one stainless steel braid AISI 304

DISPONIBILE IN VERSIONE CONDUTTIVA ED ANTI-IMPLOSIONE CON SPIRALE DI RINFORZO .CONDUCTIVE OR ANTI-IMPLOSION WITH SPIRAL REINFORCEMENT VERSION ALSO AVAILABLE
DISPONIBILE CON RIVESTIMENTO IN SILICONE. SILICONE COATING ALSO AVAILABLE.

